

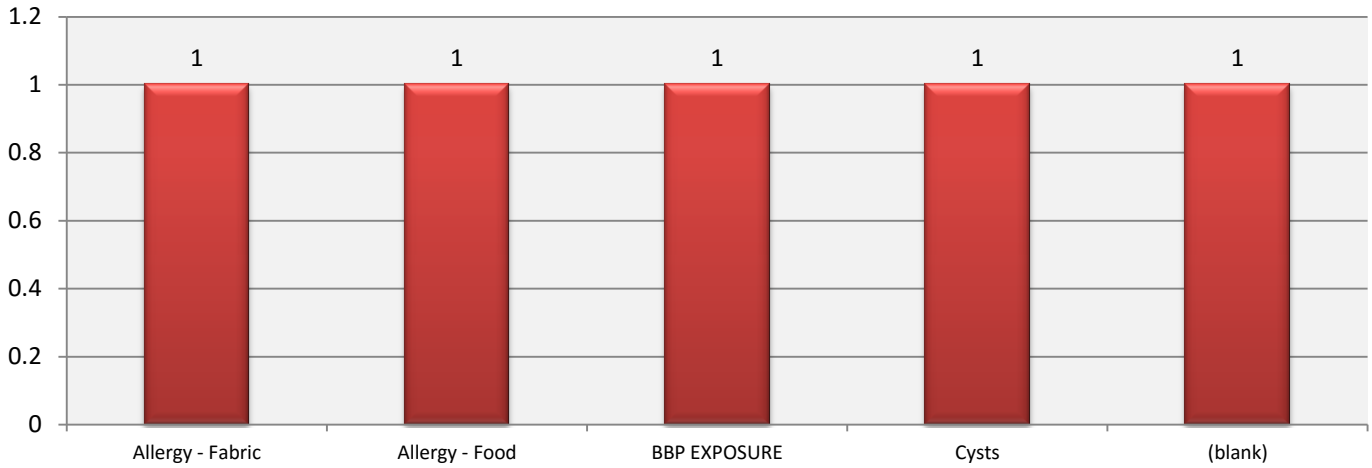
Visit Statistics

Range

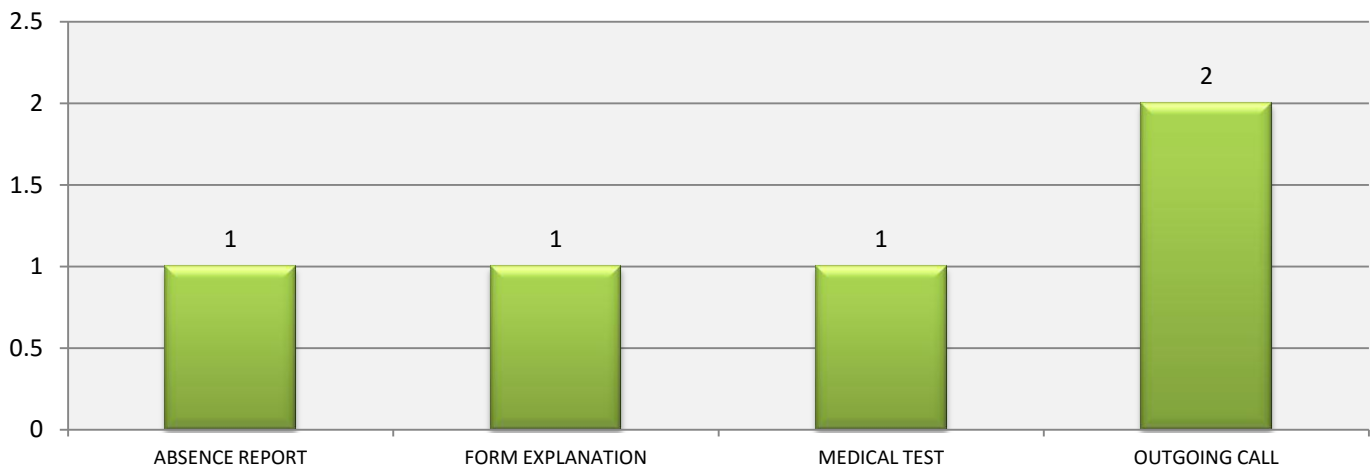
Feb-17

Apr-17

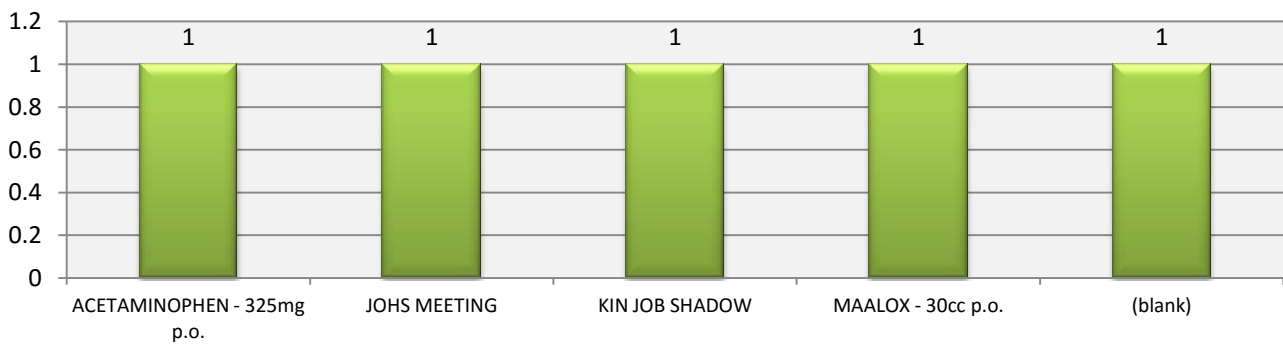
Top Visits by Condition



Top Visits by Reason

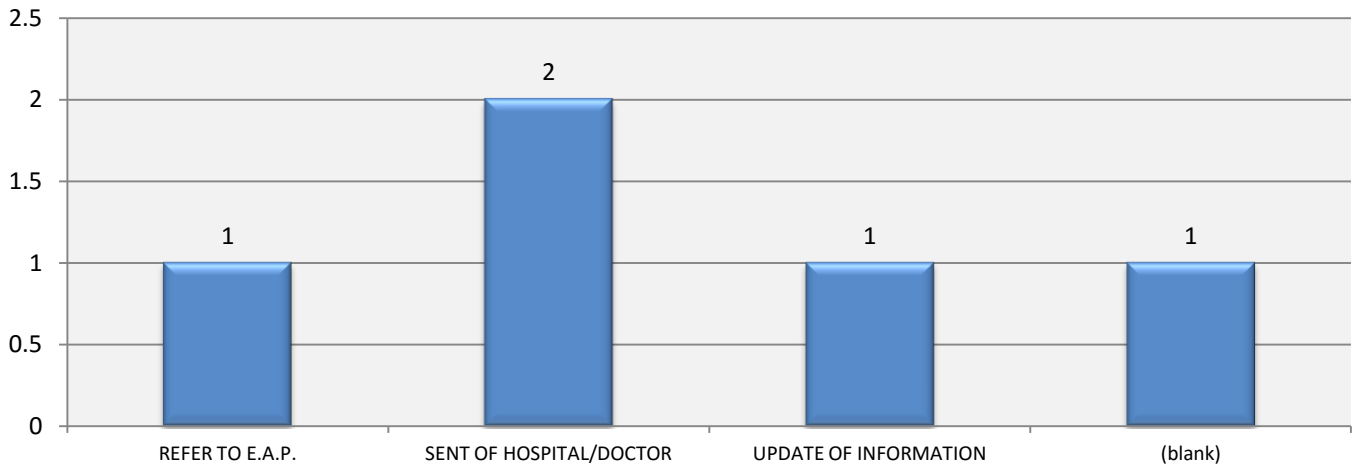


Top Treatments

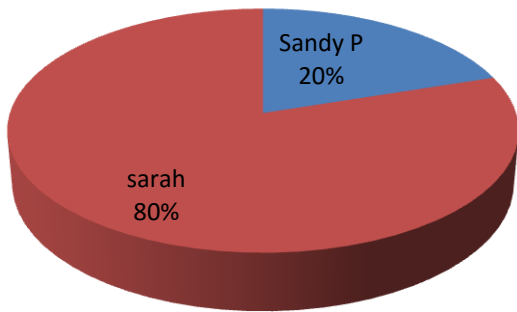


Visit Statistics

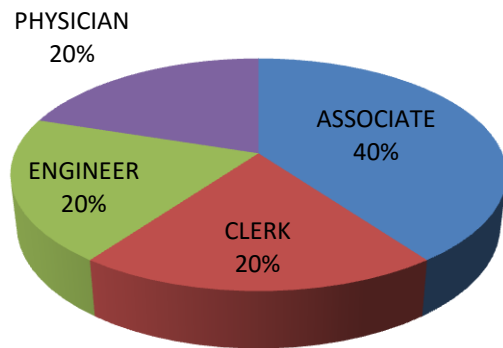
Top Actions Taken



Top Managing Staff



Top Visits by Position



Visit Statistics

Range

Feb-17

Apr-17

Count of Visit date	Years	
	2017	Grand Total
Action		
REFER TO E.A.P.	1	1
SENT OF HOSPITAL/DOCTOR	2	2
UPDATE OF INFORMATION	1	1
(blank)	1	1
Grand Total	5	5

Visit Statistics

Range

Feb-17

Apr-17

Count of Visit date	Years	
	2017	Grand Total
Treatment		
ACETAMINOPHEN - 325mg p.o.	1	1
JOHS MEETING	1	1
KIN JOB SHADOW	1	1
MAALOX - 30cc p.o.	1	1
(blank)	1	1
Grand Total	5	5

Visit Statistics

Range

Feb-17

Apr-17

Count of Visit date	Years	
Classification	2017	Grand Total
LUNCH & LEARN SESSIONS	1	1
NON-COMPANY	1	1
NON-OCCUPATIONAL	2	2
SANDY'S CLASSIFICATION	1	1
Grand Total	5	5

Visit Statistics

Range

Feb-17

Apr-17

Managing Staff	Classification	Count of Visit date
Sandy P	LUNCH & LEARN SESSIONS	1
Sandy P Total		1
sarah	NON-COMPANY	1
	NON-OCCUPATIONAL	2
	SANDY'S CLASSIFICATION	1
sarah Total		4
Grand Total		5

Visit Statistics

Range

Feb-17

Apr-17

Dept Group	Reason	Count of Visit date
FINANCE Finance	FORM EXPLANATION	1
FINANCE Finance Total		1
PLANT Plant	MEDICAL TEST	1
	OUTGOING CALL	1
PLANT Plant Total		2
SAND Sandy's Department	ABSENCE REPORT	1
SAND Sandy's Department Total		1
WAREHOUSE Warehouse	OUTGOING CALL	1
WAREHOUSE Warehouse Total		1
Grand Total		5