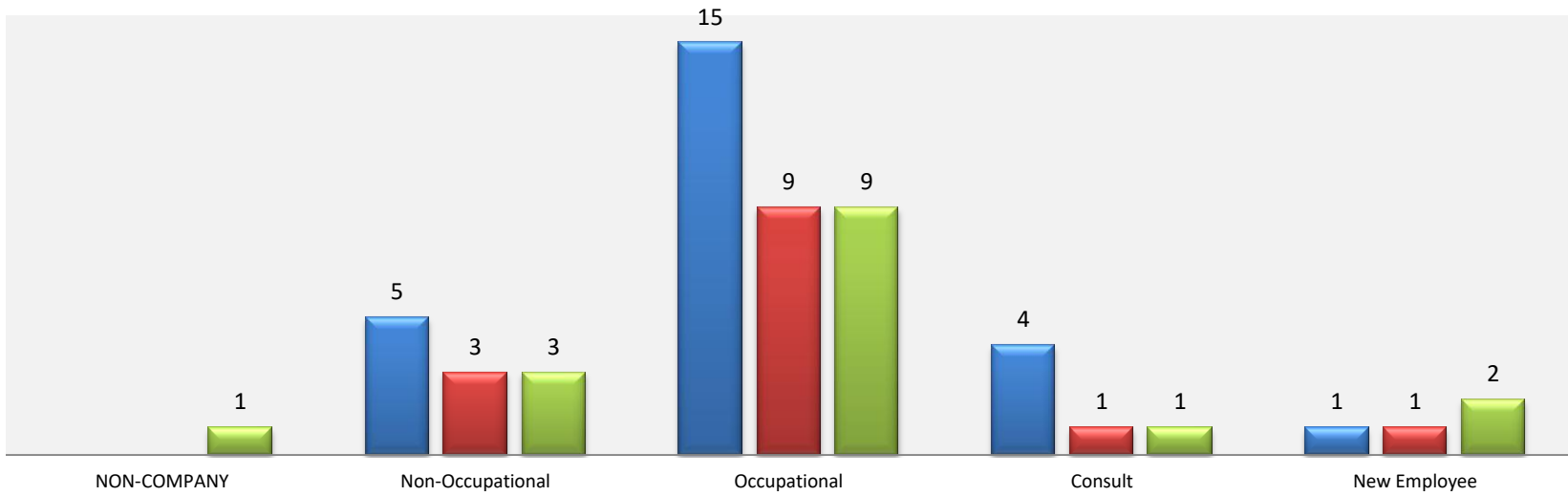


Visit Trends

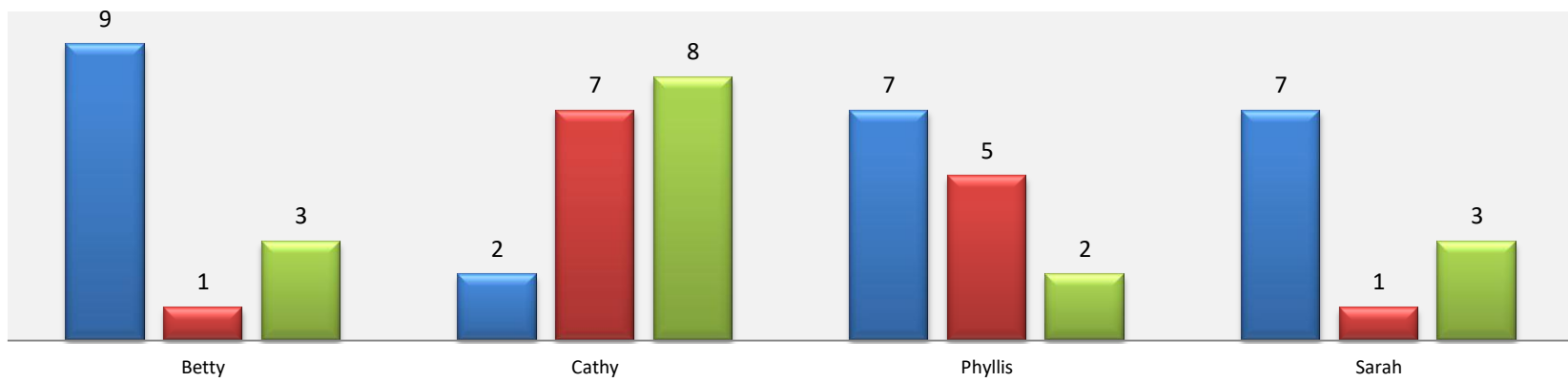
Visits by Classification

2015 2016 2017



Visits by Managing Staff

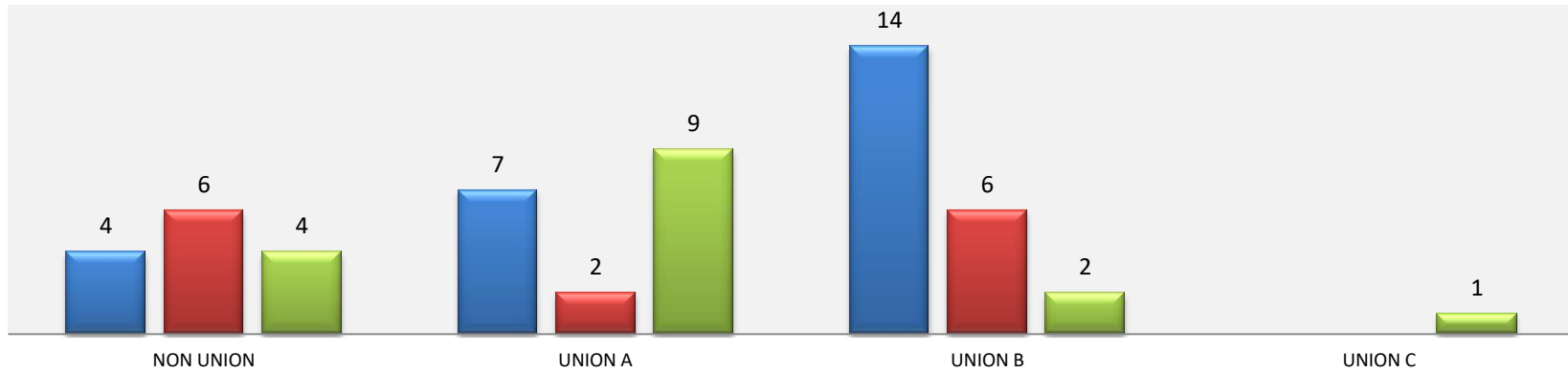
2015 2016 2017



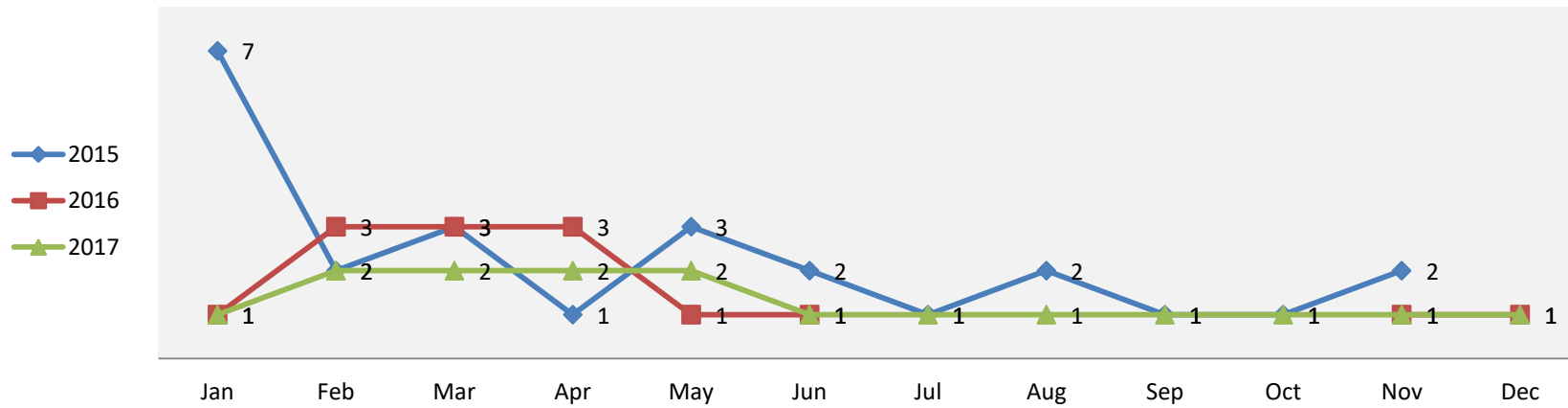
Visit Trends

Visits by Union

2015 2016 2017



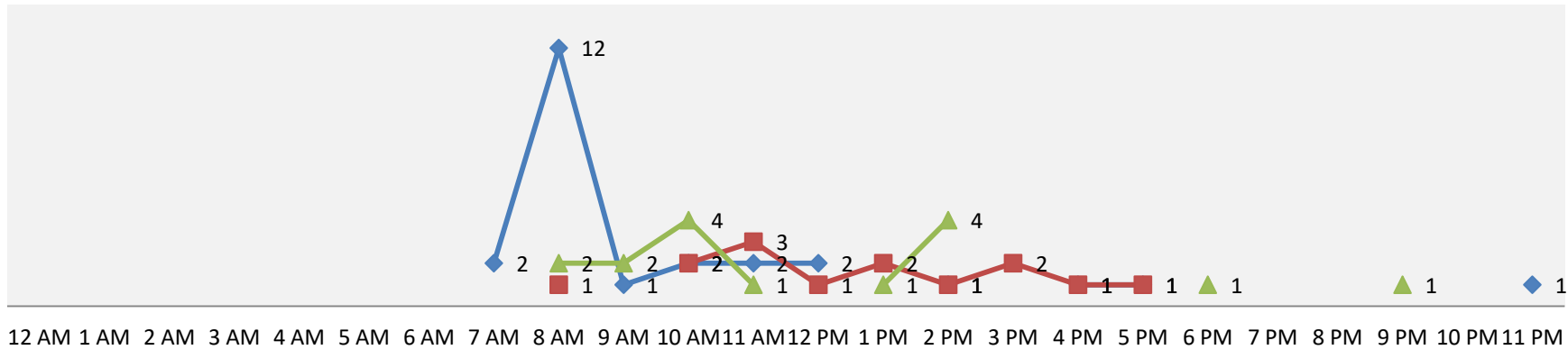
Total Visits by Year



Visit Trends

Visits by Time

2015 2016 2017



Visit Trends

Count of Visit date		Years				
Dept Group	# Active Employess	Classification	2015	2016	2017	Grand Total
WAREHOUSE Warehouse					1	1
	9	Occupational			1	1
MAINT Maintenance			3			3
	16	Occupational	3			3
PLANT Plant			5	5	3	13
	26	Non-Occupational	2		1	3
		Occupational	2	4		6
		Consult			1	1
		New Employee	1	1		2
	6	Non-Occupational			1	1
ADMIN Administration			13	5	4	22
	6	Occupational			3	3
	22	Non-Occupational	3	3		6
		Occupational	6	2	1	9
		Consult	4			4
CONTRACT Contractors			1	1		2
	4	Occupational	1	1		2
FINANCE Finance				3	3	6
	8	Non-Occupational			1	1
		Occupational		1	2	3
	6	Occupational		1		1
		Consult		1		1
HEALTH Employee Health			3		2	5
	8	Occupational	3			3
	6	NON-COMPANY			1	1
		Occupational			1	1
VOLUNTEER VOLUNTEER					3	3
	6	New Employee			1	1

Visit Trends

Dept Group	# Active Employess	Classification	2015	2016	2017	Grand Total
VOLUNTEER VOLUNTEER	4	Occupational			1	1
		New Employee			1	1
Grand Total			25	14	16	55

Visit Trends

Count of Visit date Dept Group	Years			Grand Total
	2015	2016	2017	
WAREHOUSE Warehouse			1	1
MAINT Maintenance	3			3
PLANT Plant	5	5	3	13
ADMIN Administration	13	5	4	22
CONTRACT Contractors	1	1		2
FINANCE Finance		3	3	6
HEALTH Employee Health	3		2	5
VOLUNTEER VOLUNTEER			3	3
Grand Total	25	14	16	55

Visit Trends

Count of Visit date Position	Years			Grand Total
	2015	2016	2017	
ASSOCIATE	5		4	9
CLERK		1	1	2
CLERK 2	14	5		19
ENGINEER			1	1
F&B BARTENDER	1			1
GARDENER	4	5		9
H&S CO-ORD	1			1
MARKETING DIRECTOR			1	1
PHYSICIAN			1	1
STUDENT			1	1
SUPERVISOR		2	7	9
TESTER		1		1
Grand Total	25	14	16	55

Visit Trends

Count of Visit date Classification	Years			
	2015	2016	2017	Grand Total
NON-COMPANY			1	1
Non-Occupational	5	3	3	11
Occupational	15	9	9	33
Consult	4	1	1	6
New Employee	1	1	2	4
Grand Total	25	14	16	55